

Manhole Washing Device






Technical Features:

Flushing ring to be fixed on steel suction pipe, made in high quality steel and supplied with ceramic inserts.

This device washes sides and bottom of manhole.

Great combination of suction made by suction pipe, and washing, made by this equipment.

Manhole Washing Device

Part n.	Description	Hose connection 	DN	Front jet 	Weight (Kg) 
24100.01	Manhole Washing Device	1/2"	80 - 3"	6 - 1/4"M Ceramic	3,00
24100.02	Manhole Washing Device	1/2"	100 - 4"	6 - 1/4"M Ceramic	3,30
24100.03	Manhole Washing Device	1/2"	120 - 5"	6 - 1/4"M Ceramic	3,80
24100.04	Manhole Washing Device	1/2"	150 - 6"	6 - 1/4"M Ceramic	3,90
24100.05	Manhole Washing Device	1/2"	200 - 8"	6 - 1/4"M Ceramic	5,50

